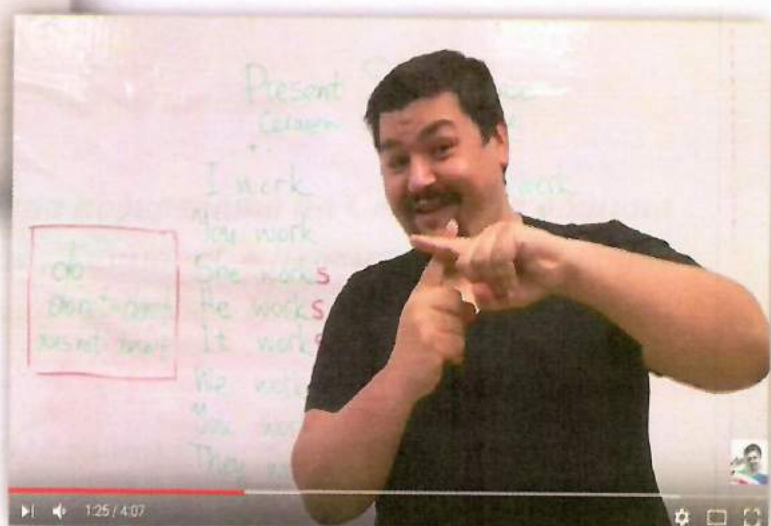
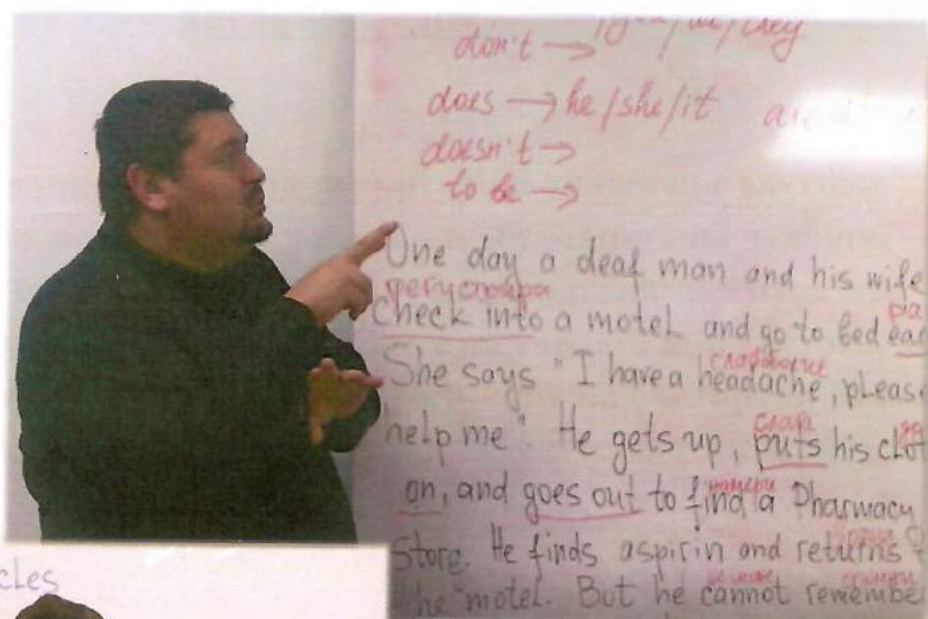


Проект: „Създаване на обществен център за придобиване на ключови компетентности за младежи с увреден слух, чрез обучение по английски език“

Проектът се изпълнява с финансовата подкрепа на Столична община Програма Европа 2017 от Сдружение „Тишина“, в партньорство с район Триадница и Народно читалище „Йордан Йовков - 2014“.

ENGLISH FOR DEAF AND HARD OF HEARING LEARNERS



Методическото помагало по английски език е разработено по проект „Създаване на обществен център за придобиване на ключови компетентности за младежи с увреден слух, чрез обучение по английски език”.

Помагалото е предназначено за учители и учаци със слухови нарушения, но може да се използва и в обучението на чуващи. Приложеният подход при разписване на съдържанието отразява спецификата в общуването и особеностите на ученето при глухота, като представя част от чуждоезиковата информация на български жестов език. Използвани са, също така, популярни текстове от историята на глухите хора по света.

Автори и съставители: д-р Славина Лозанова, Десислава Зарева.

Проектът е реализиран с финансовата подкрепа на Столична община, Програма Европа 2017 от Сдружение „Тишина“, в партньорство с район Триадица и Народно Читалище „Йордан Йовков – 2014“.

София, 2017

Здравей!

Учиш английски? Отлична идея! Вече знаеш, колко приятно е да общуваш на още един език.

В това помагало ще намериш уроците от курса. За някои от тях избрахме части от оригиналното издание на учебника New English File – Beginner на издателството Oxford University Press.

Добавихме и още свои упражнения, а в Youtube ще откриеш и видео-правилата, които записахме специално за теб! В края на книжката има и тестове, с които да провериш наученото.

За нас е важно да продължаваш да намираш време за английския в забързаното си ежедневиe. Не се отказвай!

До нови срещи на следващото ниво!

Съдържание

Урок 1 Hello!

The English Alphabet

Numbers

Colours

Урок 2 Where are you from?

The verb to be

Personal pronouns

Countries

Nationalities

Урок 3 Nouns

Classroom objects

Small things

Nouns: articles

Nouns: singular and plural forms

Урок 4 Adjectives

Adjectives

People & family

Giving personal information

Урок 5 Possessive adjectives

Possessive adjectives

possessive 's

Урок 6 Verbs Part 1

Present simple tense. Part 1

Урок 7 Verbs Part 2

Present simple tense. Part 2

Present simple – adverbs

Урок 8 Revision

Present simple tense. Revision.

Урок 9 Past simple tense

The verb “to be”

Appendix:

Revision test 1

Revision test 2

Mid-course test

Reading text: A day of a deaf person








Unit 1











Hello! Здравей!












What is English? In Bulgarian sign language.

THE ENGLISH ALPHABET

English (Английски)	Bulgarian (Български)	International fingerspelling
A = [ei] (a-n-d, a-f-t-e-r, a-p-p-l-e)	Ей	A 
B = [bi:] (b-a-n-a-n-a, b-a-t-h-r-o-o-m, b-o-y)	Би	B 
C = [si:] (c-a-r, c-o-a-t, c-o-l-o-u-r)	Си	C 
D = [di:] (d-o-g, d-r-e-a-m, d-o-l-l-a-r)	Ди	D 
E = [i:] (e-l-e-p-h-a-n-t, e-y-e, e-x-t-r-e-m-e)	И	E 
F = [ef] (f-i-n-g-e-r, f-o-u-r, f-i-r-e)	Еф	F 
G = [dʒi:] (g-i-r-a-f-f-e, g-i-r-l, g-r-e-e-n)	Джи	G 

H = [eɪtʃ] (h-o-t-e-l, h-a-p-p-y, h-o-l-i-d-a-y)	Ейч	H 
I = [aɪ] (i-m-a-g-e, i-s-l-a-n-d, I-n-d-i-a-n-a)	Ай	I 
J = [dʒeɪ] (j-u-n-g-l-e, j-o-l-l-y, J-o-s-e-p-h-i-n-e)	Джей	J 
K = [keɪ] (k-a-n-g-a-r-o-o, k-o-a-l-a, k-a-r-a-t-e)	Кей	K 
L = [ɛl] (l-o-w, l-e-v-e-l, l-i-o-n)	Ел	L 
M = [ɛm] (m-o-t-h-e-r, m-o-m-e-n-t, m-e-s-s)	Ем	M 
N = [ɛn] (n-o, n-i-g-h-t, n-o-o-n)	Ен	N 
O = [ou] (o-l-d, o-b-j-e-c-t, o-a-t)	Оу	O 
P = [pi:] (p-e-n-g-u-i-n-e, p-i-a-n-o, p-a-c-k-e-t)	Пи	P 
Q = [kju:] (q-u-i-e-t, Q-u-e-e-n, q-u-o-t-e)	Кю	Q 

R = [ɑr] (r-e-d, r-i-g-h-t, r-a-b-b-i-t)	Ар	R 
S = [ɛs] (s-t-r-o-n-g, s-e-v-e-n, s-i-l-v-e-r)	Ес	S 
T = [ti:] (t-e-a, t-h-o-u-s-a-n-d, t-w-o)	Ти	T 
U = [ju:] (u-s-e, u-n-f-a-i-r, u-n-d-e-r)	Ю	U 
V = [vi:] (v-a-c-a-t-i-o-n, v-e-r-y, v-a-m-p-i-r-e)	Ви	V 
W = ['dʌbəl ju:] say: double-ju (w-e-s-t, w-o-r-m, w-h-i-t-e)	Дабъю	W 
X = [ɛks] (X-r-a-y, x-y-l-o-p-h-o-n-e, X-m-a-s)	Екс	X/Y 
Y = [waɪ] (y-a-r-d, y-e-l-l-o-w, y-e-a-h)	Уай	X/Y 
Z = [zɛd] in British English, [zi:] in American English (z-e-r-o, z-e-b-r-a, z-i-l-l-i-o-n)	Зед	Z 



The English Alphabet - Part 1, in Bulgarian sign language



The English Alphabet - Part 2, in Bulgarian sign language

- 1. Lipread and repeat! (Погледни и повтори!)**
- 2. What is the letter? (Коя е буквата?)**
- 3. Match the letters. (Свържи буквите.)**

I
H
G
F
E
D
C
B
A
a
b
c
d
e
f
g
h
i
V
U
T
S
R
Q

P
O
N
M
L
K
J
Z
Y
X
W
j
k
l
m
n
o
p
q
r
s
t
u
v

w
x

y
z

4. What is your name? Write your name. (Как се казваш? Напиши името си.)

5. Fingerspell your name. (Кажете името си по букви като използвате жестовия език.)

NUMBERS

1. Look and repeat! (Погледни и повтори!)

A Numbers 0-10	B Numbers 11-20	C Numbers 21-100
a 1.7 Listen and repeat the numbers.	a 1.34 Listen and repeat the numbers.	a 2.31 Listen and repeat the numbers.
0 zero	11 eleven	21 twenty-one
1 one /wʌn/	12 twelve	22 twenty-two
2 two /tu:/	13 thirteen /θɜː'ti:n/	30 thirty
3 three	14 fourteen	33 thirty-three
4 four	15 fifteen	40 forty
5 five	16 sixteen	44 forty-four
6 six	17 seventeen	50 fifty
7 seven	18 eighteen	55 fifty-five
8 eight /eɪt/	19 nineteen	60 sixty
9 nine	20 twenty	66 sixty-six
10 ten		70 seventy
	b Cover the words. Say the numbers.	77 seventy-seven
0 = oh /əʊ/ in room numbers, e.g. Room 207 (two oh seven) and phone numbers	Ⓢ p.9	80 eighty
b Cover the words. Say the numbers.		88 eighty-eight
Ⓢ p.5		90 ninety
		99 ninety-nine
		100 a hundred

2. What is your phone number? (Кой е твоят телефонен номер?)

Example: 376 4705 - three seven six, four seven oh five

Помни: всяка цифра се казва отделно: 24 - two four

'O' се произнася „oh“: 105 - one oh five

Номерът се казва на групи от по три или четири цифри: 376 4705 - three seven six, four seven oh five

Ако има две еднакви цифри казваш double преди цифрата: 376 4775 - three seven six, four double seven five

3. Make a list with your friends' phone numbers. Say the numbers. (Направи списък с телефонните номера на твоите приятели. Кажете номерата на глас и на жестов език.)


Name of my friend	My friend's phone number

4. Guess the word. (Познай думата.)

Taxi, sandwich, coffee, radio, telephone, pizza, website, computer, office, popcorn, TV, SMS, hotel, restaurant, mobile phone

5. Lipread and write the word! (Прочети по устните и напиши думата.)

COLORS



1. Read and match. (Прочети и свържи.)

yellow
 brown
 green
 blue
 white
 black
 pink
 purple
 red
 orange








[gri:n]
 [red]
 [waɪt]
 ['jeləʊ]
 [braʊn]
 [blæk]
 [blu:]
 ['ɔrɪndʒ]
 ['pɜ:pəl]

2. Guess the word. (Отгатни думата.)

R_D
 _RE_N
 ELUB
 KNIP
 __ITE
 NAROG
 BL_CK
 YE__O_

REVISION (Преговор):

1. Read the alphabet. (Прочети азбуката.)

						
train	tree	egg	bike	phone	boot	car
A	B	F	I	O	Q	R
H	C	L	Y		U	
J	D	M			W	
K	E	N				
	G	S				
	P	X				
	T	Z				
	V					

2. Spell. (Кажы по букви.)

M-A-R-I-A

I-V-A-J-L-O

T-E-A-C-H-E-R

S-T-U-D-E-N-T-S

3. Say the numbers. (Кажы телефонните номера.)

02/785 643

09899336952

+359 887207954

4. Watch and learn the ASL ABC Song.



Unit 2

Where are you from?

Откъде си?

1. Read the text. (Прочети.)

Hi, I'm Molly.

Hi, I'm Harry.

Hello, I'm Ann Potter.

Hello, I'm Rob Jones.

b Now say who you are. 

Hello, I'm _____



c 1.2 Read and listen.  


2. Introduce yourself. (Представи се. Използвай изреченията от упражнение 4.)

Hi, I'm....

Hello, I'm.....

3. Read the texts. (Прочети текстовете.)

c 1.2 Read and listen.  



1

Receptionist Hello. What's your name?
Tom Tom.
Receptionist Are you Tom Banks?
Tom No, I'm not. I'm Tom King.
Receptionist You're in room 2.
Tom Sorry?
Receptionist You are in room 2.
Tom OK. Thank you.

2

Tom Excuse me.
Teacher Hello. Are you Tom?
Tom Yes. Nice to meet you.
Teacher Nice to meet you.
Tom Am I late?
Teacher Yes, you are.
Tom Sorry!

4. Translate. (Преведи.):

What's your name?

Are you Tom Banks?

Excuse me.

Thank you.

Nice to meet you.

GRAMMAR. THE VERB 'TO BE'

ГРАМАТИКА. ГЛАГОЛЪТ „СЪМ“

present tense verb *be*: *I* and *you* ☐ and ☐

Listen and repeat the examples. Then read the rules.

<input type="checkbox"/>	<input type="checkbox"/>	<input checked="" type="checkbox"/>	<input checked="" type="checkbox"/>
I'm Rob. (I'm = I am)	Am I late?	Yes, you are.	No, you aren't. (aren't = are not)
You're in room 2. (You're = You are)	Are you Holly?	Yes, I am.	No, I'm not.

• I'm Rob. NOT Am Rob.
 • I'm Rob. NOT i'm Rob.

<input type="checkbox"/>	<input type="checkbox"/>
<input type="checkbox"/>	I'm late.
<input type="checkbox"/>	Am I late?

present tense verb *be*: *he*, *she*, *it* ☐ and ☐

Listen and repeat the examples. Then read the rule.

<input type="checkbox"/>	<input type="checkbox"/>	<input checked="" type="checkbox"/>	<input checked="" type="checkbox"/>
He's from Italy. (He's = He is)	Is he late?	Yes, he is.	No, he isn't. (isn't = is not)
She's from Spain. (She's = She is)	Is she from Turkey?	Yes, she is.	No, she isn't.
It's from China. (It's = It is)	Is it good?	Yes, it is.	No, it isn't.

• *he* = man (♂), *she* = woman (♀), *it* = thing

<input type="checkbox"/>	<input type="checkbox"/>
<input type="checkbox"/>	He's late.
<input type="checkbox"/>	Is he late?



Present tense verb *be* – in Bulgarian sign language

1. Fill in the verb. (Добави глагола.)

- 1 I _____ a teacher.
- 2 Diana _____ a graphic designer.
- 3 We _____ nice.
- 4 _____ you Bulgarian?
- 5 _____ they students?
- 6 He _____ very clever.
- 7 It _____ hot.

2. Translate the sentences from ex. 1. (Преведи изреченията от упр.1 на български.)

COUNTRIES AND NATIONALITIES

3. Read and say. (Прочети и кажи.)

Where are you from?	I'm from Bulgaria?
Where is he from?	He's from the United States.
Where is she from?	She is from Russia.
Where are we from?	We're from Mexico.
Where are they from?	They're from Brazil.

4. Read and say. (Прочети и кажи.)

Are you from Sofia?	Is he from Sliven?	Are they from Plovdiv?
Yes, I am.	Yes, he is.	Yes,
No, I'm not.	No, he isn't.	_____.
		No,
		_____.

5. Read and learn. (Прочети и научи.)

I'm FROM Bulgaria.
You are FROM Mexico.
She is FROM Japan.
He is FROM _____ .
We are FROM _____ .
You are FROM _____ .
They are FROM _____ .

COUNTRIES (ДЪРЖАВИ)



Brazil




China



England /'ɪŋɡlənd/



Hungary



Italy



Japan



Mexico




Poland



Russia /'rʌʃə/



Spain



Turkey /'tʃ:ki/



the United States

the USA = the United States of America
 the UK = the United Kingdom
 Country names begin with a CAPITAL letter,
 e.g. Brazil NOT brazil.

Когато пишеш името на държавата, не забравяй главната буква (capital letter)!

Помни къде е ударението в думата! Погледни подчертаната част от думите!

6. Read and learn. (Прочети и научи.)

NATIONALITIES (НАЦИОНАЛНОСТИ)

I'm Bulgarian.

We're _____.

You're Mexican.

You're _____.

He's Japanese

They are _____.

She's _____.

Country		Nationality
	<u>Brazil</u>	<u>Brazilian</u>
	<u>China</u>	<u>Chinese</u>
	<u>England</u>	<u>English</u>
	<u>Hungary</u>	<u>Hungarian</u>
	<u>Italy</u>	<u>Italian</u>
	<u>Japan</u>	<u>Japanese</u>
	<u>Mexico</u>	<u>Mexican</u>
	<u>Poland</u>	<u>Polish</u>
	<u>Russia</u>	<u>Russian</u>
	<u>Spain</u>	<u>Spanish</u>
	<u>Turkey</u>	<u>Turkish</u>
	the <u>United States</u>	<u>American</u>
	the <u>UK</u>	<u>British</u>

7. Match the country with the photo. (Свържи държавата с картинка.)

Italy ☐

Japan ☐


Turkey ☐

Poland ☐

1



2



3



4



8. Write sentences. (Състави изречения.)

a Write sentences and questions.

1 / she / Brazil? No, / Is she from Brazil? No, she isn't.

2 It / China. It's from China.

3 She / Japan. _____

4 / he / Turkey? Yes, / _____

5 He / Spain. _____


6 / she / Poland? No, / _____

7 She / England. _____

8 Where / he from? _____

He / from Hungary. _____

9. Read and learn. (Прочети и научи.)

<p>1</p> <p>John Hello. We're John and Sally Clarke.</p> <p>Receptionist Hello. You're in room 211 and they're in room 212.</p> <p>Sally Thank you.</p> <p>2</p> <p>Sally Hurry up. We're late.</p> <p>Anna We aren't late. Breakfast is from seven to ten. And Mike isn't ready.</p> <p>3</p> <p>Liz Hi. Are you American?</p> <p>Mike No, we aren't. We're English.</p> <p>Liz Are you on holiday?</p> <p>Anna Yes, we are.</p> <p>Liz We're on holiday too. We're Liz and Travis, from Texas.</p> <p>Travis Bye. Have a nice day!</p> <p>Anna Goodbye.</p>	 <p>b Listen again and read the dialogues. Then mark the sentences ✓ (right) or ✗ (wrong).</p> <p>1 John and Sally are in room 212. ✗</p> <p>2 Breakfast is from 6 to 10.</p> <p>3 John and Sally aren't American.</p> <p>4 Liz and Travis are English.</p> <p>5 John and Sally are on holiday.</p> <p>6 Liz and Travis aren't on holiday.</p> <p>c Correct the wrong sentences.</p> <p><u>John and Sally are in room 211.</u></p> <p>d 1.27 Listen and repeat the dialogue</p>
--	--

РЕЧНИК

Hurry up!	Побързай!
breakfast	закуска
to be late (I'm late/you're late/he's late...)	закъснявам
to be on holiday (I'm on holiday/you're on holiday/we're on holiday...)	във ваканция съм
to be ready	готов съм
Have a nice day!	Приятен ден!

LANGUAGE IN USE

1. Read the dialogues. (Прочети диалозите.)

- What is this in English?
- I am sorry, I don't know.
- What is your phone number?
- It's 0887653426
- What is your name?
- I am sorry, I am deaf. Could you repeat it?
- Are you deaf?
- Yes, I am deaf.
- Are you hearing?
- No, I am not hearing.
- Are you deaf or hearing?
- I am hearing.
- What is your name?
- I am Ivan.
- Are you deaf or hearing?
- I am deaf.
- What is your name?
- I am S-V-E-T-L-A.
- What is your name sign?

- It is Svetla (signing her name)

READING

Hello my friend!

I am Jane. I am deaf. You are not deaf. It is not a problem. I have many hearing friends.

I am Bulgarian. I am from Plovdiv. My email is janedeaf@abv.bg. My phone number is 0882785433. Please write.

Best wishes,

Jane

WRITING

1. Write about yourself. (Представи себе си.)

2. Write about your best friend. (Представи най-добрия си приятел.)

REVISION




Grammar summary. (Граматика – обобщение)

Positive		Negative		Question
Long	Short	Long	Short	
I am	I'm	I am not	I'm not	Am I ... ?
You are	You're	You are not	You aren't	Are you ... ?
She is	She's	She is not	She isn't	Is she ... ?
He is	He's	He is not	He isn't	Is he ... ?
It is	It's	It is not	It isn't	Is it ... ?
We are	We're	We are not	We aren't	Are we ... ?
They are	They're	They are not	They aren't	Are they ... ?

Unit 3
Nouns
Съществителни

CLASSROOM OBJECTS

1. Match a picture with the word. (Свържи картинките с думите.)



2. Listen, lipread and repeat the words. (Слушай, чети по устните и повтори думите.)

1. the board
2. the door
3. a window
4. a table
5. a chair
6. a coat
7. a laptop
8. a book
9. a dictionary

10. a piece of paper

SMALL THINGS

3. Match a word with a picture



4. Listen, lipread and repeat the words. (Слушай, отчитай и повтори думите.)

1. a mobile (phone)
2. a pen
3. a bag
4. a key
5. an umbrella
6. a credit card
7. a photo
8. a watch
9. glasses
10. an identity card (ID card)

NOUNS: ARTICLES (ОПРЕДЕЛИТЕЛЕН И НЕОПРЕДЕЛИТЕЛЕН ЧЛЕН НА СЪЩЕСТВИТЕЛНИТЕ: A/AN/THE)

Grammar. (Граматика)

a / an or the?

a / an
What is it? It's **a** bag. It's **an** umbrella.

the
Look at **the** board.
Open **the** door.
Close **the** windows.

- Use *a / an* with singular nouns, e.g. *a book, an umbrella*.
Use *an* with words beginning with a vowel (a, e, i, o, u), e.g. *an identity card*.
- Don't use *a / an* + plural nouns, e.g. *they're books* NOT ~~*they're a books*~~.
- Use *the* + singular or plural nouns, e.g. *the door, the windows*



Noun - Indefinite Articles A/AN in Bulgarian sign language

1. Fill in with a or an. (Припомни си правилата и попълни с а или an.)

- | | | |
|--------------------|---------------------|-------------------|
| 1. ____ bingo game | 4. ____ rotten plum | 7. ____ historian |
| 2. ____ idiot | 5. ____ used fork | 8. ____ apple |
| 3. ____ good job | 6. ____ uncle | 9. ____ hair |

10. ____ artichoke

13. ____ fine opera

16. ____ icicle

11. ____ horrible movie

14. ____ television

17. ____ plant

12. ____ opera

15. ____ earthquake

18. ____ eggplant

2. A or an?

1. ____ intelligent man

2. ____ table

3. ____ paper clip

4. ____ animal

5. ____ usual feeling

6. ____ interest

7. ____ alibi

8. ____ early bird

9. ____ couch

10. ____ airplane

11. ____ grade

12. ____ pair

13. ____ idea


NOUNS: SINGULAR AND PLURAL FORMS. (ЕДИНСТВЕНО И МНОЖЕСТВЕНО ЧИСЛО НА СЪЩЕСТВИТЕЛНИТЕ.)

1. Watch the video.



Noun - Singular and Plural, part 1, in Bulgarian sign language

2. Listen, lipread, and repeat the examples. Read the rules. (Слушай, отчитай и повтори примерите. Прочети правилата.)



What is it? It's a **book**.

What are **they**? They're **books**.

Singular	Plural
1 a book	books + s
an umbrella	umbrellas
a holiday	holidays
2 a watch	watches /ɪz/ + es (words ending ch, sh, s, ss, x)
3 a dictionary	dictionaries y + ies (words ending in consonant + y)



Noun - Singular and Plural, part 2, in Bulgarian sign language





3. Watch the video. What are the plural forms of these nouns?



Plural Nouns, part 3, in Bulgarian sign language.

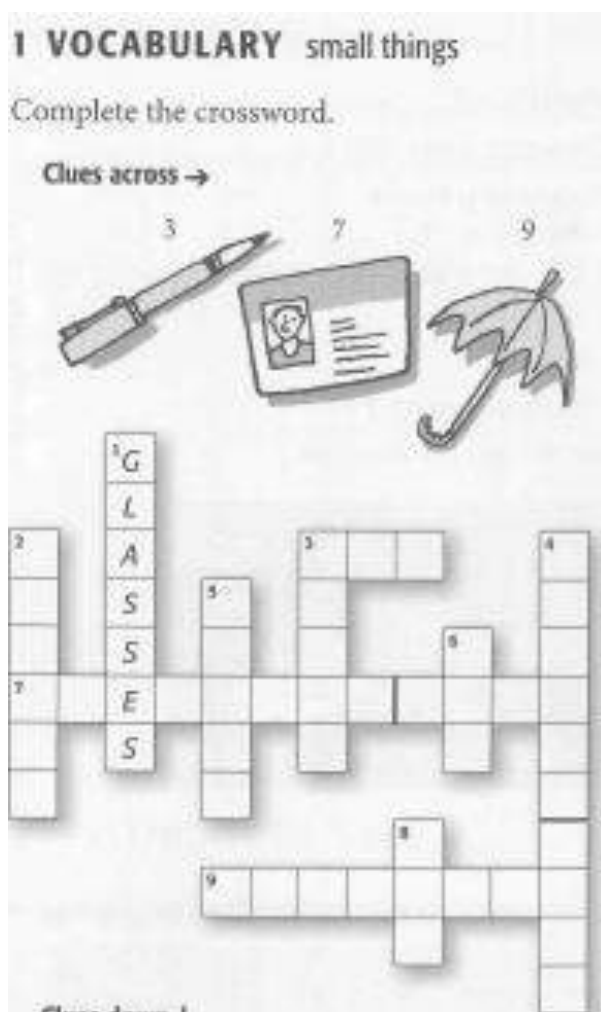
1. 1 flower 2 _____
2. 1 man 2 _____
3. 1 baby 2 _____
4. 1 car 2 _____
5. 1 monkey 2 _____
6. 1 church 2 _____
7. 1 watch 2 _____
8. 1 child 2 _____
9. 1 box 2 _____

4. Do the exercises.

Complete the chart.		b Write questions and answers.	
Singular	Plural		
1 It's a pen.	<i>They're pens</i>	<i>What is it?</i>	
2 _____	They're photos.	<i>It's an umbrella.</i>	
3 It's a watch.	_____	1 _____ ?	
4 _____	They're chairs.	_____	
5 It's a dictionary.	_____	2 _____ ?	
6 It's a credit card.	_____	_____	
7 It's a city.	_____	3 _____ ?	
8 _____	They're emails.	_____	
9 It's a bus.	_____	_____	
10 _____	They're identity cards.	_____	

NOUNS – REVISION

1. Look at the pictures and complete the crossword. (Попълнете кръстословицата с думите от картинките.)



2. Do the exercises.

A Write *a* or *an*

- 1 ___ pen
- 2 ___ umbrella
- 3 ___ chair
- 4 ___ dictionary
- 5 ___ key

- 6 ___ identity card
- 7 ___ watch
- 8 ___ country
- 9 ___ email
- 10 ___ holiday

B Write the plurals of the words in *a*

- 1 _____
- 2 _____
- 3 _____
- 4 _____
- 5 _____

- 6 _____
- 7 _____
- 8 _____
- 9 _____
- 10 _____

c. Write questions and answers.



1 *What is it?*

It's a book.



2 *What are they?*

They're glasses.



3

?



4

?

РЕЧНИК















Nouns	Съществителни	Например:
intelligent man	интелигентен човек	You are an intelligent man.
paper clip	кламер	It is a paper clip.
animal	животно	I like animals.
airplane	самолет	It is a big airplane.
idea	идея	I like your idea.
flower	цвете	I see a flower.
man	мъж, човек	It is a man.
baby	бебе	It is a baby.
car	кола	It is a car.
monkey	маймуна	It is a monkey.
church	църква	This is a church.
child	дете	This is my child.
box	кутия	It is a small box.
a mobile (phone)	мобилен телефон	It is my mobile phone.
a pen	химикалка	This pen is red.
a bag	чанта	It's a big bag.
a key	ключ	Give me my keys.
an umbrella	чадър	It's an umbrella.
a credit card	кредитна карта	Is it your credit card?
a photo	снимка	It's a nice photo.
a watch	часовник	You have a big watch.
glasses	очила	They are your glasses.
an identity card (ID card)	лична карта	Where is your ID?
a board	учебна дъска	It is a board.
a door	врата	Look at the door!
a window	прозорец	Open the window!
a table	маса	I like this table.
a chair	стол	Take a chair!
a coat	палто	The coat is black.
a laptop	лаптоп	My laptop is new.
a book	книга	It's an interesting book.
a dictionary	речник	I need a dictionary.
a piece of paper	лист хартия	Give me a piece of paper!

Unit 4

Adjectives

Прилагателни

1. Look at the picture and study the adjectives. (Разгледай картинките и научи прилагателните.)







big	1 	2 	small
old	3 	4 	new
fast	5 	6 	slow /sləʊ/
good	7 	8 	bad
cheap	9 	10 	expensive
long	11 	12 	short
tall	13 	14 	short

2. Listen, lipread, and repeat the examples. Then read the rules. (Слушай, отчитай по устните и повтори примерите. Прочети правилата.)

A Ferrari is **expensive**.
It's a **fast** car.
My glasses are **new**.
They're **old** men.

- Use adjectives:
 - after the verb *be*, e.g. *A Ferrari is expensive*. NOT *A Ferrari expensive is*.
 - before a noun, e.g. *It's a fast car*. NOT *It's a car fast*.
- Adjectives are the same for singular and plural:
He's an old man. They're old men. NOT *They're olds men*.
- Adjectives are the same for ♀ and ♂, e.g. *She's a good girl. He's a good boy*.

3. Write sentences with *It's* or *They're*. (Напиши изречения с *It's* или *They're*.)

1 (fantastic) <u>It's a fantastic hotel.</u>	
2 (expensive) _____	
3 (orange) _____	
4 (slow) _____	
5 (new) _____	
6 (good) _____	

4. Order the words to make sentences. (Подреди думите в изречения.)

blue is bag her

Her bag is blue.

- 1 fast a car it's.
- 2 dogs big they're very.
- 3 photo it's terrible a.
- 4 a Maria beautiful is very girl.
- 5 hotel this good a very isn't.
- 6 very their is small house.
- 7 new Mark's is mobile.
- 8 expensive Italian bags are very.

PEOPLE & FAMILY



1. Match pictures of people 1-6 with the words. (Свържи снимките с думите.)

- a) a girl b) children c) a boy d) friends e) a man f) a woman

2. Match pictures of people 1-6 with the words. (Подреди думите в изречения.)

- a) a husband b) a wife c) a boyfriend d) a girlfriend e) a mother f) a father g) a son h) a daughter i) a sister h) a brother

GIVING PERSONAL INFORMATION (ЛИЧНА ИНФОРМАЦИЯ)

- 237 Listen and repeat questions 1–9.
Stress the underlined words.

- 1 What's your name? How do you spell it?
 - 2 Where are you from?
 - 3 What's your address?
 - 4 What's your postcode?
 - 5 How old are you?
 - 6 Are you married?
 - 7 What's your home phone number?
 - 8 What's your mobile number?
 - 9 What's your email address?
- b Cover the questions and look at the form.
Remember the questions.
- c Complete the form for you. Circle your title too.

Immigration form

1	First name	<input type="text"/>	Surname	<input type="text"/>	*Title Mr / Ms / Mrs
2	Nationality	<input type="text"/>			
3	Address	<input type="text"/>			
4	Postcode	<input type="text"/>			
5	Age	<input type="text"/>			
6	Married	<input type="checkbox"/>	Single	<input type="checkbox"/>	
7	Phone number: home	<input type="text"/>			
8		mobile	<input type="text"/>		
9	Email address	<input type="text"/>			

* Mr = a man; Ms = a woman; Mrs = a married woman

3. Fill in the missing words. (Попълни липсващите думи.)

1) My name	<input type="text"/>	Marie.
2) I	<input type="text"/>	from France.
3) I	<input type="text"/>	twenty-four years old.
4) My nationality is	<input type="text"/>	.
5) I	<input type="text"/>	not married. I am single.
6) I	<input type="text"/>	two children.
7) I	<input type="text"/>	in London.

РЕЧНИК

Words	Думи	Например:
fast	бърз	This car is fast.
slow	бавен	You are so slow.
old	стар	My sister is old.
new	нов	Look at my new watch.
big	голям	It is a big apartment.
small	малък	It is a small house.
good	добър	Your father is a good man.
bad	лош	The dog is bad.
cheap	евтин	It is a cheap hotel.
expensive	скъп	I like expensive cars.
long	дълъг	You have long hair.
short	къс, нисък	I like short girls.
tall	висок	I like tall boys.
man	мъж	He is a happy man.
woman	жена	She is a beautiful woman.
girl	момиче	She is a beautiful girl.
boy	момче	The boy is my brother.
friend	приятел	He is an old friend.
children	деца	They are his children.
husband	съпруг	Your husband is good.
wife	съпруга	His wife is young.
sister	сестра	Your sisters are in the room.
brother	брат	Her brothers are bad.
daughter	дъщеря	I have a daughter.
son	син	I have a son.
mother	майка	My mother is beautiful.
father	баща	Who is your father?
nationality	националност	What is your nationality?
married	женен, омъжена	He is married to a nice lady.
single	неженен, неомъжена	He is single.

Unit 5

Possessive adjectives

Притежателни местоимения

1. Read the text. Match the text with a picture. (Прочети текста. Свържи текста с картината.)

1 GRAMMAR possessive adjectives

a 2.8 Listen. Number the pictures 1–3.

1

A Hey! That's my bag.

B No, it isn't. It's my bag. Your bag's there.

2

A And here are our children.

B What are their names?

A Her name's Lucy and his name's Eric.

B Hello. And who's this?

C It's my parrot.

B What's its name?

C Polly.

B Hello Polly.

3

A Excuse me, where are our coats?

B Sorry?

A Where are our coats?

B Your coats – they're over there on the chair.

A Thank you. Good night.

B Bye.



2 VOCABULARY people and family

a Look at pictures A–C. Where can you see...?

- a man, a woman, and two children ☐
- men and women ☐
- two boys ☐

b p.105 Vocabulary Bank People and family.

3 PRONUNCIATION /ð/, /ʌ/, and /ə/

a 2.13 Listen and repeat the words and sounds.

	father	they	their	the
	brother	husband	son	mother
	sister	person	woman	children

b 2.14 Listen. Practise the sentences.

The woman over there is my mother.

I have one brother and three sons.

My husband and my father are teachers.

b Listen again and read the dialogues. Then complete the chart with a highlighted word.

I	my (bag)	we	_____
you	_____	you	_____
he	_____	they	_____
she	_____		
it	_____		

c p.90 Grammar Bank 2B. Read the rules for possessive adjectives. Do exercise a.

d Talk to a partner. Point at people in the classroom. Can you remember their names?

What's her name?

I can't remember.
What are their names?

2. Read the texts again. Match personal pronouns (I/you/he/she/it/we/they) with the possessive adjectives from the texts. Write them in the two columns. (Прочети отново текста. Свържи личните местоимения с притежателните местоимения в текста. Напиши ги в две колони.)

3. Watch and repeat. Read the rules. (Прочети правилата.)

Possessive adjectives

I'm from Spain.	My name is Ana.
You're English.	Your name is Ben.
He's from Rome.	His name is Marco.
She's Japanese.	Her name is Maki.
It's a parrot.	Its name is Polly.
We're from Brazil.	Our names are Selma and Luis.
You're Polish.	Your names are Marek and Ania.
They're from Mexico.	Their names are Pedro and Maria.

- *your names, our books* NOT ~~yours names, ours books~~
- *its* = for things or animals, e.g. *The Ferrari is a very fast car. Its top speed is 250 kph.*

4. Practice. (Практически упражнения.)

A Complete with *my, your, his, her, its, your, our* or *their*. (Попълни празните места в изреченията с *my, your, his, her, its, your, our* or *their*.)

I'm English. My name is William.

- 1 They're from Russia. _____ names are Natasha and Igor.
- 2 A What's _____ name?
B I'm David. Nice to meet you.
- 3 He's American. _____ name is Wayne.
- 4 We're Mexican. _____ names are Antonio and Thalia.
- 5 That's their cat. _____ name is Felix.
- 6 _____ name is Tina. She's Brazilian.
- 7 A We're Jane and Mark Kelly.
B Room 22. This is _____ key.
- 8 I'm Sally, and this is _____ dog, Rover.

B Write the correct word in the boxes below. (Попълни изреченията с правилната дума.)

my you his her its our their

1. The boy likes _____ school.
2. Mary sees _____ mother every day.
3. My friends bring _____ children to our place on Saturdays.
4. The cat eats _____ food quickly.
5. I often forget _____ key.
6. You write in _____ book in class.
7. We bring _____ pencils to class.
8. The men always bring _____ wives to the party.
9. Mr Adams teaches _____ class in the morning.
10. She likes to give presents to _____ grandchildren.

C Write the missing word. (Напиши липсващата дума.)

1. The pen belongs to Mr. Grant. It's _____ pen.
2. The book belongs to Mary. It's _____ book.
3. The suits belong to the boys. They're _____ suits.
4. The house belongs to us. It's _____ house.
5. The eraser belongs to Fred. It's _____ eraser.
6. Those shoes belong to the children. They're _____ shoes.
7. The hat belongs to you. It's _____ hat.
8. The hats belong to you. They're _____ hats.
9. The notebook belongs to me. It's _____ notebook.
10. This pen belongs to Mrs. Williams. It's _____ pen.

D Replace the personal pronouns by possessive adjectives. (Замести личните местоимения с притежателни.)

- 1 Where are (you) _____ friends now?

- 2 Here is a postcard from (I) _____ friend Peggy.
3 She lives in Australia now with (she) _____ family.
4 (She) _____ husband works in Newcastle.
5 (He) _____ company builds ships.
6 (They) _____ children go to school in Newcastle.
7 (I) _____ husband and I want to go to Australia, too.
8 We want to see Peggy and (she) _____ family next winter.

POSSESSIVE 'S

1. Listen, lipread, and repeat the examples. Read the rules. (Слушай, отчитай по устните и повтори примерите. Прочети правилата.)

Possessive s

Miranda is Carrie's friend.
This is Jack's car.
Ella is Ben's wife.
My sister's name is Molly.

- Use 's after a person to talk about family and things, e.g. *Ann's brother, Jim's car.*

⚠ Ella is Ben's wife. ('s = possessive s)
She's American. Her name's Ella. ('s = is)



Possessive 's rule. Изразяване на притежание.

2. Practice. Практически упражнения.

A. Write the sentences with the name/people.

- This is **his** house. (**my father**) *This is my father's house.*
- 1 David is **her** brother. (**Angela**) _____
- 2 This is **his** book. (**Antonio**) _____
- 3 Ann is **his** mother. (**Mark**) _____
- 4 They're **her** children. (**Sara**) _____
- 5 **His** car is a Fiat. (**my brother**) _____
- 6 Jim is **her** boyfriend. (**Sally**) _____
- 7 This is **his** pen. (**Tim**) _____
- 8 They're **her** keys. (**my sister**) _____

Cover sentences 1–8 and look at the sentences on the right (*This is my father's house, etc.*). Say sentences 1–8, e.g. *This is his house.*

B. Fill in with 's.

- 1 There is Tim. He is Tina _____ brother.
- 2 This is Ann _____ guitar.
- 3 Look, Amy _____ son!
- 4 The dog _____ name is Bully.
- 5 Lisa _____ cat is hungry.
- 6 Dennis is a man _____ name.
- 7 We go to Daniel _____ party.
- 8 Adam is Julia _____ husband.
- 9 Charline is Amy _____ mother.

READING

I am John. I am deaf. My father is also deaf. His name is Peter. You know him. He is your father's friend. My mother is Kate. My mother is your sister's friend. I have two children. Our children play together. We are happy.

WRITING

Describe a friend or a member of your family. (Опиши приятел или член на семейството.)

РЕЧНИК

Possessive adjectives	Притежателни местоимения	Например:
my	мой	My name is _____
your	твой/ваш	What is your name?
his	негов	It is his laptop.
her	неин	It is her father's umbrella.
its	негов (за неодушевен предмет)	
our	наш	Our room is big.
their	техен	Their room is small.
bag	чанта	The bag is white.
coat	палто	It is my mother's coat.
parrot	папагал	It is my friend's parrot.
see	виждам	I see you.
cat	котка	Tom is her father's cat.
party	парти	Let's have a party together!
hat	шапка	It is my deaf friend's hat
notebook	тетрадка	It is not my notebook.
company	компания /фирма	I like your company.
car	кола	My sister's car is fast.
ship	кораб	It is not a ship.

UNIT 6

VERBS

Present simple tense. Part 1

Сегашно просто време. Първа част

В английския език използваш това глаголно време, когато говориш за:

1. обичайни действия и навици, които се повтарят или са неизменни във времето:

*Americans **shake** hands firmly with each other when they **are** first **introduced**, or when they **meet** again, but rarely when they **say** goodbye.*

2. принципни положения и твърдения, които винаги са верни:

*If someone **starts** a conversation with you on a subject you **don't find** comfortable, it **is** best to try to change it.*

3. действия в настоящето, които се случват едно след друго:

*First Americans **introduce** themselves, then they **shake** hands.*

4. спазване на разписания:

*The film **begins** at 8.pm.*

*The train to San Francisco **leaves** at 4.15 am.*

Present Simple Tense се образува лесно – всички форми са еднакви и съвпадат с тази на инфинитива, но без to. Изключението е трето лице единствено число, където добавяш **–S**.

Запомни още три неща:

1. Модалните глаголи **не добавят –s** в 3-то лице ед.ч.
2. формата за 3 –то лице ед.ч. на глагола *have* е **has**.
3. *Do* и *does* са спомагателните глаголи, с които задаваш въпрос, отговаряш с кратък отговор и правиш отрицателни изречения в *present simple tense*. *Do* и *does* не се превеждат като спомагателни глаголи.



Present Simple Tense. Употреба на глаголното време



Present Simple Tense. Affirmative and negative sentences.

Grammar

	Affirmative	Negative	Interrogative
I	work	I don't work	Do I work?
YOU	work	You don't work	Do you work?
HE	work S	He DOESN'T work	DOES he work?
SHE	work S	She DOESN'T work	DOES she work?
IT	work S	It DOESN'T work	DOES it work?
WE	work	We don't work	Do we work?
YOU	work	You don't work	Do you work?
THEY	work	They don't work	Do they work?

1. Replace names with personal pronouns. (Заменете имената с лични местоимения.)

Например:

Tania plays – She plays

Ivan cooks spaghetti – _____

You and I go to school every day – _____

Ivan and Svetoslav read many books – _____

Krasimira knows deaf people – _____

Ivanka and I work together – _____

Ivanka and you drink a lot of coffee – _____

Dimitur, Petko and Mitko know my friend – _____

2. Watch the video. Same rule applies to the verbs when adding -s for the 3rd person.



In Bulgarian sign language.

RULES FOR THE 3RD PERSON SINGULAR (HE / SHE / IT)

In general + s	Verbs ending in conson. + y y + ies	Verbs ending in -o, sh, tch, x, ss + es
work → works	study → studies	go → goes
eat → eats	cry → cries	wash → washes
play → plays	try → tries	watch → watches
swim → swims	spy → spies	mix → mixes
write → writes	fly → flies	kiss → kisses

3. Put the verbs in the 3rd person singular. (Постави глаголите в трето лице единствено число.)

meet _____

wash _____

miss _____

can _____

lie _____

fly _____

go _____

stop _____

do _____

have _____

enjoy _____

wear _____

study _____

kiss _____

move _____

cry _____

must _____

be _____

make _____

stay _____

4. Put the verb in the brackets in the correct form. (Разкрийте скобите.)

I _____ (get up) in the morning.

She _____ (work) in a restaurant.

They _____ (like) my cat.

He _____ (play) sports.

You _____ (drive) to work every day.

We _____ (study) ASL.

It _____ (eat) fish.

You _____ (cook) pizza.

5. Make the sentences from exercise 3 negative. (Трансформирайте изреченията от упр. 3 в отрицателни.)

I _____ the morning.

She _____ in a restaurant.

They _____ my cat.

He _____ sports.









You _____ to work every day.

We _____ ASL.

It _____ fish.

You _____ pizza.

6. Listen, lipread, and repeat the phrases. (Слушай, прочети по устните и повтори фразите.)

1 live in a flat /lɪv/		7 	drink coffee
2 have children		8 	speak English
3 watch TV /wɒtʃ/		9 	want a new car /wɒnt/
4 listen to the radio /'lɪsn/		10 	like dogs

7. Fill in the missing verb. Add “-s”, “-es” or “-ies”. (Напишете пропуснатия глагол. Добавете “-s”, “-es” or “-ies”).

My son WATCHES TV in the evening.

My daughter _____ to school every day.

My husband _____ English every Saturday.

My deaf friend _____ everything about cars. It is his hobby.

John _____ in a small house.

My mother _____ coffee every morning.

My cat _____ all day near the window.

My best friend's wife _____ in the swimming pool every Sunday.

READING

One day a deaf man and his deaf wife check into a motel and go to bed early. In the night the wife wakes up her husband. She says „I have a headache, please help me“. He gets up, puts his clothes on, and goes out to find a Pharmacy store. He finds aspirin and returns to the motel. But he cannot remember the room number. He stops for a moment, thinks, and returns to the car. He gets into the car, places his hand on the horn, holds it down, and waits. Soon the motel rooms lights up... all but one. It's his wife's room, of course. He happily goes to the motel to the only room without a light on.

WRITING

1. Write five questions. Use *I, you, we, they*. (Напиши 5 въпроса. Използвай *I, you, we, they*.)

2. Write five negative sentences. Use *I, you, we, they*. Напиши 5 отрицателни изречения.
Използвай *I, you, we, they*.

РЕЧНИК

Verbs	Глаголи	Example/Например:
am	съм	I am a girl.
is	е	He is a boy.
are	си/сме/ сте/са	We are deaf.
cook	готвя	I cook every day.
do	правя	I do my homework.
drink	пия	I drink coffee.
drive	карам кола	I drive a car.
eat	ям	I eat pizza.
finish	свършвам	I finish work at 2.
get up	ставам от леглото	I get up in the morning.
give	давам	I give your phone.
go (to)	отивам	I go to work.
know	знам	I know you.
like	харесвам	I like you.
meet	срещам	I meet my friends.
play	играя	I play on my computer.
read	чета	I read books.
sleep	спя	I sleep every night.
stand	стоя	I stand here.
start	започвам	I start working.
study	уча	I study English.
swim	плувам	I swim in the swimming pool.
take	вземам	I take a ball.
teach	преподавам, уча други	I teach English.
watch	гледам (телевизия)	I watch movies.
work	работя	I work in an office.
write	пиша	I write a book.

UNIT 7

VERBS

Present simple tense. Part 2

Сегашно просто време. Втора част

1. Fill in the gaps with the correct form of the verb in brackets. (Допълни изречението с правилната форма на глагола.)

1. The plane _____ (arrive) in London at 11:45.
2. The lessons _____ (start) in five minutes.
3. My brother's birthday _____ (be) on Friday.
4. Madrid _____ (not/be) the capital of France.
5. Hamlet _____ (be) a play by Shakespeare.
6. Water _____ (boil) at 100°C.
7. Ice _____ (melt) at 0°C.
8. Rado _____ (not/ do) his homework regularly.
9. They _____ (not / like) singing karaoke songs.

2. Make the sentences negative. (Промени изреченията в отрицателни.)

1. Laura is at home now.
_____.
2. Brian cycles 30 km every day.
_____.
3. He gets up early in the morning.
_____.
4. We go to school on Sundays.
_____.
5. My uncle watches the news every day.
_____.
6. They are here right now.
_____.
7. The concert starts at 8 tonight.
_____.

3. Complete the questions and short answers with do or does. (Допълни въпросите и кратките отговори с do или does.)

1. _____ your sister speak any foreign languages? Yes, she _____.
2. _____ you like action movies? Yes, I _____ !
3. _____ your teacher give you lots of homework? Yes, he _____ .
4. _____ your parents often travel? No, they _____ not.
5. _____ you usually help with the housework. No, I _____ not.



Present Simple Tense. Questions.

4. Make a question and give an answer. (Състави въпрос и дай отговор.)

- 1) (where / you / go to school)? _____
- 2) (what / you / do)? _____
- 3) (how long / it / take from London to Paris)? _____
- 4) (how often / your teacher / go to the cinema)? _____
- 5) (how many children / you / have)? _____
- 6) (when / you / get up)? _____
- 7) (how often / you / study English)? _____
- 8) (what time / the film / start)? _____
- 9) (where / you / play tennis)? _____
- 10) (what sports / your best friend / like)? _____
- 11) (why / you / eat so much chocolate)? _____
- 12) (where / you / eat lunch)? _____

5. Order the words to make sentences or questions. (Подреди думите в изречения.)

PRESENT SIMPLE – ADVERBS

%	Adverb of Frequency	Example
100%	Always	I always study after class
90%	Usually	I usually walk to work
80%	Normally / Generally	I normally get good marks
70%	Often / Frequently	I often read in bed at night
50%	Sometimes	I sometimes sing in the shower
30%	Occasionally	I occasionally go to bed late
10%	Seldom	I seldom put salt on my food
5%	Hardly ever / Rarely	I hardly ever get angry
0%	Never	Vegetarians never eat meat

Always - Monday / Tuesday / Wednesday / Thursday / Friday / Saturday / Sunday

Usually - Monday / Tuesday / Wednesday / Thursday / Friday / Saturday

Often - Monday / Tuesday / Thursday / Sunday

Sometimes - Monday / Thursday

Seldom - Saturday

Never

I always have breakfast. I usually get up at 7 o'clock. I often watch television. I sometimes exercise. I seldom go shopping. I never cook fish.

1. Read the dialogues. Listen, lipread, and repeat. (Прочети диалозите. Слушай, чети по устните и повтори.)

A Katya, how often do you come to class?

B I always come to class.

A How often do you watch TV?

B I sometimes watch TV.

A Nury, how often do you come to class?

B I sometimes come to class.

A How often do you watch TV?

B I always watch TV in the evening.

Teacher: Nury, how often do you eat lunch?

Student(s): I usually eat lunch.

Teacher: Diana, does he usually eat lunch?

Student(s): Yes, he usually eats lunch.

Teacher: Albena, do you usually get up at ten o'clock?

Student(s): No, I never get up at ten o'clock.

Teacher: Adriana, does she usually get up at ten o'clock?

Student(s): No, she never gets up at ten o'clock.

READING

1. Lipread about Tom's daily routine and fill in the blanks. Use the words in the box.

<i>lunch, interesting, day, breakfast, know, talk, places, before,</i>
--

You want to _____ about my daily routine? Well, I have a very busy _____. I wake up at 5:45 a.m. I have a large cup of coffee and a sandwich for _____. At about seven I go to work. I usually _____ to my colleagues about what we have to do. Later, I go to different _____ and interview people or just report the news. Often, I have to run from one place to another and don't have time for _____. I never come home _____ 7 in the evening. Being a reporter is very tiring. But I really love my job because it is very _____.

2. Mark the statements T for true, and F for false. (Отбележи изреченията с T за тези, които са истина, и с F - грешните.)

1. Tom is not very busy.
2. He wakes up at 6 o'clock.
3. He has tea for breakfast.
4. He goes to work at about 7 o'clock.

5. Tom usually goes to different places for interviews.
6. He never has time for lunch.
7. He doesn't like his job.
8. Tom sometimes comes home before 7 in the evening.

3. Match the phrases. Свържи фразите.

- | | |
|------------|-----------------|
| 1. brush | a) dinner |
| 2. wake up | b) the shopping |
| 3. have | c) breakfast |
| 4. do | d) to work |
| 5. cook | e) early/ late |
| 6. go | f) my teeth |
| 7. wash | g) the dishes |

РЕЧНИК

New words	Нови думи	Например
day	ден	It is a wonderful day!
week	седмица	This is the Deaf International week.
month	месец	My favorite month is March.
year	година	The best year in my life.
Monday	понеделник	On Mondays, I work.
Tuesday	вторник	On Tuesdays, I play tennis.
Wednesday	сряда	On Wednesdays, we cook spaghetti.
Thursday	четвъртък	On Thursdays, I meet with my friends
Friday	петък	On Fridays, I go out.
Saturday	събота	On Saturdays, I study.
Sunday	неделя	On Sundays, we go to the park.
morning	сутрин	I get up in the morning.
afternoon	следобед	I go to work in the afternoon.
night	нощ, вечер	I play computer games all night.
tonight	довечера	I will watch TV tonight.
early	рано	He gets up early in the morning.
late	късно	She comes home late.
interesting	интересен, интересно, интересна, интересни	It is very interesting.
serious	сериозен/о/а/и	My teacher is serious.
busy	зает/о/а/и	I am busy tonight.
about	около	I work about 4 weeks in summer.
always	винаги	I always study after class.
often	често	I often walk to work.
usually	обикновено	I usually read in bed at night.
sometimes	понякога	I sometimes use sign language.
never	никога	I never speak.
every day	всеки ден	I meet deaf people every day.
every week	всяка седмица	I go to my friend's house every week.
every year	всяка година	I go to Sunny beach every year.
every weekend	всеки уикенд	Every weekend we party.

Unit 8

Present simple tense.

REVISION

ПРЕГОВОР

1. Choose the correct form. (Избери правилната форма на глагола.)

- 1 We _____ books. (read/reads)
- 2 Emily _____ to the disco. (go/gos/goes)
- 3 Pete and his sister _____ the family car. (drive/drivees/drives)
- 4 I always _____ to the bus stop. (walk/walks)

2. Put the verb in the correct form (Постави глагола в правилната му форма).

- 1 I _____ lemonade very much. (to like)
- 2 The girls always _____ to pop music. (to listen)
- 3 Janet never _____ jeans. (to wear)
- 4 Mr Smith _____ Spanish and French. (to teach)
- 5 You _____ your homework after school. (to do)
- 6 We _____ a nice garden. (to have)
- 7 She _____ six years old. (to be)
- 8 Simon _____ two cats. (to have)
- 9 I _____ from Vienna, Austria. (to be)
- 10 They _____ Sandy's parents. (to be)

3. Make negative sentences. (Направи изреченията отрицателни.)

- 1 My father makes breakfast. →
- 2 They are eleven. →
- 3 She writes a letter. →
- 4 I speak Italian. →

5 Danny phones his father on Sundays. →

6 They play volleyball every week. →

7 John is nice. →

8 I like computer games. →

9 They speak English. →

10 He watches TV. →

Present simple questions

Do	you	read	books?	Yes, No,	I I	do. don't.
Does	Peter	play	football?	Yes, No,	he he	does. doesn't.



Present Simple Tense. Questions.

1. Do or does?

1 _____ Peter like coffee?

2 _____ Tony and John go to work every day?

3 _____ you speak German?

4 _____ we eat bread?

5 _____ she play computer games?

2. Подреди думите в изречение или въпрос.

b Order the words to make sentences or questions.

umbrella have do you an? Do you have an umbrella?

- 1 like I football don't. _____
- 2 magazine want you a do? _____
- 3 a house I small live in. _____
- 4 English you do study? _____
- 5 sisters two have I. _____
- 6 don't British want a I car. _____
- 7 here you near do live? _____
- 8 a don't I phone mobile have. _____

3. Задай въпрос като попълниш липсващите форми.

1. _____ you _____ mineral water? (*to drink*)
2. _____ Sarah and Linda _____ their pets? (*to feed*)
3. _____ your teacher _____ your homework? (*to check*)
4. _____ they _____ in the old house? (*to live*)
5. _____ the cat _____ on the wall in the mornings? (*to sit*)
6. _____ Nina _____ computer games? (*to play*)
7. _____ your parents _____ TV in the afternoon? (*to watch*)
8. _____ your grandmother _____ the phone? (*to answer*)
9. _____ Andy _____ the shopping? (*to do*)
10. _____ Garry and Ken _____ a cup of tea in the afternoon? (*to drink*)

1 VOCABULARY verb phrases

Complete the verb phrases.

French	dinner	a cigarette	in a flat
a car	a magazine	to the cinema	glasses

- 1 cook *dinner*
- 2 drive
- 3 speak
- 4 read
- 5 smoke
- 6 wear
- 7 live
- 8 go

2. COMPLETE the sentences

- 1 I don't smoke (not / smoke).
- 2 My mother _____ (study) English.
- 3 They _____ (not / go) to pubs.
- 4 She _____ (have) two children.
- 5 The restaurant _____ (close) at 11.00.
- 6 We _____ (not / have) a garden.
- 7 Her father _____ (not / work).

3 GRAMMAR present simple ☐+ and ☐-

a Circle the correct answer.

- 1 A lot of British people go / goes to the cinema.
- 2 They don't smoke / doesn't smoke in coffee bars.
- 3 We read / reads the newspaper on the train.
- 4 They doesn't like / don't like children in restaurants.
- 5 You lives / live in a house with a garden.
- 6 My father don't cook / doesn't cook.
- 7 In Britain, cars stop / stops at zebra crossings.
- 8 The women do / does the housework in my family.
- 9 My mother watch / watches a lot of TV.
- 10 Your children eat / eats a lot of chips.

READING

1. Read the text and do the exercises.



Who's the best partner for Aisha?

Aisha is 29. She wants to find a boyfriend.

She ' lives in Manchester and she

2 in a hospital. She

3 to Spain on holiday. She

4 TV but she 5 to

classical music. She 6 Italian

food in her kitchen at home.



William is 42. He 7 the newspaper and watches TV at the weekend. He works in an office and 8 a BMW. He lives in a big house and 9 the piano.



David is 30. He 10 the electric guitar. He " 11 fast food but he 12 beer. He 13 football all weekend in the park.



Dino is 26. He's Italian, but he " 14 in England. He 15 medicine. He 16 four languages. He 17 to the cinema on Saturdays. He 18 going to restaurants.

a Complete the sentences with a verb in the correct form.

read	go (x2)	study	drive	work	not watch
play(x3)	not eat	live (x2)	listen	spea	
cook	not like	drink			

b Read the text again. Who is the best partner for Aisha - William, David, or Dino?

Unit 9

Past simple tense

“to be”

Минало просто време

Read the text. Underline was/were, wasn't/weren't

Last Summer I was in Nice, France. It's was great place to have a holiday. People were very friendly and hospitable. The port of Nice was a fantastic place to visit!

On the first day, we were in a restaurant with a terrace. The view of the sea was wonderful. Also the dishes were absolutely delicious.

On the second day, we went to two museums. First, we were in an art museum. There weren't many pictures, but there were many contemporary art productions. It wasn't very interesting to see that museum. At the end of the day were really tired.

On the last day we were at the great beaches of Nice. The weather was sunny and warm and the beach was full with visitors.

For me it was a short but very entertaining and relaxing holiday. I definitely want to go to Nice again.

GRAMMAR

past simple: be

Listen and repeat the examples. Then read the rules.

+

I was a teacher.
You were at school yesterday.
He was at home last night.
It was hot last week.
We were at work.
You were in a hurry.
They were in Canada.

-

I wasn't a teacher. (wasn't = was not)
You weren't at school yesterday. (weren't = were not)
He wasn't at home last night.
It wasn't hot last week.
We weren't at work.
You weren't in a hurry.
They weren't in Canada.

?

✓

✗

Were you late?	Yes, I was.	No, I wasn't.
Was she a singer?	Yes, she was.	No, she wasn't.
Were they in Mexico last week?	Yes, they were.	No, they weren't.

- Present to past:
am / is → was, are → were
He is at home today.
He was at home yesterday.
- Use the past simple to talk about finished past time.
- You can use the past simple with these past time expressions: *this morning, yesterday, last night, last week, last month, last year.*

1. Was/were or wasn't weren't? Fill in the gaps with the correct form.

- 1 I _____ in Canberra last spring.
- 2 We _____ at school last Saturday. (-)
- 3 Tina _____ at home yesterday.
- 4 He _____ happy.
- 5 You _____ very busy on Friday.(-)
- 6 They _____ in front of the supermarket.
- 7 I _____ in the museum. (-)
- 8 She _____ in South Africa last month.
- 9 Jessica and Kimberly _____ late for school.
- 10 You _____ angry.
- 11 She _____ in London last week. (-)
- 12 He _____ on holiday.
- 13 It _____ cold. (-)
- 14 We _____ at the beach.
- 15 You _____ at the cinema.
- 16 They _____ at home. (-)
- 17 The cat _____ on the roof. (-)
- 18 The children _____ in the garden. (-)

2. Make questions. Answer with *short answers*.

1 last night /you /were /busy?

I Were you busy last night? Yes, I was. No, I wasn't.

2 your parents/ were/ at home?

3 at work /was /yesterday /Mike?

4 your brother/ angry/ was?

5 Was/ late/ I?

6 Hungry/ was /your dog?

7 with you / your friends/ were?

8 was/ happy /Daniela?

9 was/ tasty /your cake?

10 in France/ were/ you and your sister/ last year?

3. Correct the mistakes

- a. He were here yesterday. _____ was _____
- b. I were asleep at 11 o'clock last night. _____
- c. She were happy with her test result. _____
- d. He where in the garden this afternoon. _____
- e. I weren't in the football team last year. _____
- f. They was scared of the dark. _____

4. Do the exercises.

a Write sentences with *was* and *were*.

- We / at home last night [-] We weren't at home last night.
- 1 / you at school yesterday [?] _____
- 2 James / in the meeting [-] _____
- 3 We / on the plane at 4.00 [+] _____
- 4 / they in class yesterday [?] _____
- 5 David / very happy last night [-] _____
- 6 I / at work until 8.00 today [+] _____
- 7 / your sister in Boston last week [?] _____
- 8 It / a terrible film [+] _____

b Complete the dialogues with *was*, *wasn't*, *were*, or *weren't*.

- A Where ¹ were you last night?
- B I ² _____ at work all evening.
- A No, you ³ _____. You ⁴ _____ with Miriam!
- B No, I ⁵ _____!
- A ⁶ _____ Gloria Estefan a teacher?
- B No, she ⁷ _____. She ⁸ _____ a translator.
- A ⁹ _____ you in Milan yesterday?
- B No, we ¹⁰ _____. We ¹¹ _____ in Rome.
- A ¹² _____ the film good?
- B No, it ¹³ _____. It ¹⁴ _____ very slow!

READING

Famous deaf people

Ludwig van Beethoven was the greatest musical genius in the history of the world. The people and the society was not good to deaf people in Beethoven's time, so it was a secret that he was deaf. The famous composer wrote many of his beautiful symphonies and the "Moonlight Sonata" when he was almost completely deaf.

Thomas Edison was the inventor of the light bulb. He was deaf since his childhood. His father and his son were also deaf. Edison often said that it was good to be deaf for his work, because it was easy for him to concentrate at work. It was also good for him to write about everything he did, because in this way there were no communication problems.

Laurent Clerc (26 December 1785 - 18 July 1869) Laurant Clerc was called "The Apostle of the deaf in America" and "The Father of the Deaf" by generations of American deaf people. With Thomas Hopkins Gallaudet, he co-founded the first school for the deaf in North America, the Hartford Asylum for the Education and Instruction of the Deaf and Dumb on April 15, 1817 in the old Bennet's City Hotel, Hartford, Connecticut. Clerc's name sign was the best known and most recognizable name sign in American deaf history and Clerc was the most popular deaf person in American history.

Helen Keller (1880 - 1968) was an American author, activist and lecturer. She was the first deaf/blind person to graduate from college. She was not born blind and deaf; when she was 19

months old she was ill. The result from that illness was her disability. People remember her as an advocate for people with disabilities amid numerous other causes.

Heather Whitestone McCallum was the first deaf Miss America. McCallum was Miss Alabama in the 1995 Miss America competition. She was deaf but she performed ballet to music during the talent portion of the competition. During her year-long reign as Miss America, McCallum worked with deaf children.

APPENDIX

READING

A Day of a Deaf Person

Submitted by Tom on Wed, 03/10/2010 - 17:02

Our friend's name is Peter. He a graphic design specialist in our company.

In the Morning

Most people have an alarm clock. Peter uses an alarm clock that vibrates during the specified time.

Breakfast

After he wakes up, Peter decides to have breakfast. His coffeemaker has a screen and buttons, so it is easy for him to make coffee. He always needs to look at its screen.

After breakfast, Peter checks the weather. He finds the information through the Internet. He turns on his personal computer and browses a news site containing the latest weather report.

Preparing for Work

He checks his bag if he has everything, then someone rings his doorbell. Peter has a doorbell that has a specialized wireless device. This device vibrates when someone presses the button for the doorbell. Peter always has this small device when he is at home.

When he feels that the doorbell device is vibrating, Peter goes to his front door and opens it. He sees the mailman who knows that Peter cannot hear him. Peter thankfully nods and receives his mail.

Going to Work

Peter arrives to the train station and prepares money for his ride. When there is an important announcement in the train station, he doesn't hear it.

That is why he always checks the wide screens in the station and reads the messages. Peter gets on the train and finds a seat. He always checks the signs and landmarks to know the station he needs to get off in.

At Work

Peter walks to his office's building and uses the elevator to go to the correct floor. He greets his colleagues with smiles and friendly hand gestures. Peter turns on his computer to start working.

Very few of Peter's superiors and colleagues know how to communicate via sign language. Peter uses a regular chat software and communicates with everyone in his office. Also, Peter relies on email messages and memos.

As a graphics design specialist, Peter creates brochures, newsletters, graphs, and other similar documents used by his company. Peter uses a regular computer with commercial graphics software in working on these documents.

Lunchtime

A few minutes before lunch, Peter receives a message from his colleagues. They invite him to have lunch with them. Peter finishes his task, prepares his things, and joins his friends for lunch.

At the End of the Day

Peter finishes his tasks and goes home by train. He checks his mobile phone for new text messages. To enable him to read voice messages, he has a service from his network provider that translates voice messages to text. Also, Peter has informed his family and friends that he prefers to receive text messages instead of voice calls.

Peter decides to order food from a restaurant. He chooses a restaurant, orders online, and waits for the delivery.

Before Going to Bed

After dinner, he decides to watch an hour of television. His TV supports closed captioning. This feature enables him to read the text transcription of audio portions of programs.

During nights when he does not want to watch TV, he loves to watch DVDs or videos in YouTube. He is glad that most videos in YouTube now have closed captions.

After watching his favorite show, Peter goes to bed to have a good night's sleep.

Mid-course test

GRAMMAR**Tick (✓) A, B, or C to complete the sentences.**

Example: Hello, _____ Tim.

A I'm ☒ B I ☐ C Am ☐

1 What's _____ name?

A you ☐ B you're ☐ C your ☐

2 Are _____ Josie?

A he ☐ B you ☐ C she ☐

3 Where _____ from?

A is he ☐ B is ☐ C he is ☐4 **A** Is she a good teacher?**B** _____.A Yes, is ☐ B Yes, she is ☐ C Yes, is she ☐

5 Jack _____ Scotland.

A from ☐ B is ☐ C is from ☐

6 Kylie and Jason _____ Australian.

A is ☐ B are ☐ C am ☐7 **A** Are you from Russia?**B** _____.A No, I not ☐ B No, am I not ☐ C No, I'm not ☐

8 Where _____ from?

A you ☐ B you are ☐ C are you ☐

9 London _____ in England.

A it's ☐ B is ☐ C are ☐

10 We _____ in room 12.

A am not ☐ B isn't ☐ C aren't ☐

11 Are _____ Mexican?

A they ☐ B he ☐ C it ☐

12 _____ Sam?

A He is ☐ B Is he ☐ C Is ☐13 **A** Are Davina and Sarah late?**B** No, _____.A they aren't ☐ B aren't they ☐ C they not ☐

14 Where is _____?

A they ☐ B he ☐ C we ☐

15 _____ Portuguese.

A We ☐ B We're ☐ C We is ☐16 **A** Is it French?**B** No, _____.A it is ☐ B it not ☐ C it isn't ☐

17 _____ from China.

A Are ☐ B They ☐ C They are ☐

18 _____ in room 10.

A You are no ☐ B You not ☐ C You aren't ☐

19 Where _____?

A it is ☐ B are we ☐ C I am ☐

20 This _____ Amy.

Mid-course test

A is ☐ B am ☐ C are ☐

	20
--	----

VOCABULARY**a Tick (✓) the next word A, B, or C.**

Example: one, two, three, _____

A five ☐ B four ☒ C six ☐

1 ten, nine, eight, _____

A five ☐ B six ☐ C seven ☐

2 two, four, six, _____

A seven ☐ B eight ☐ C ten ☐

3 thirteen, fourteen, fifteen, _____

A sixteen ☐ B seventeen ☐ C eighteen ☐

4 ten, thirteen, sixteen, _____

A eleven ☐ B fourteen ☐ C nineteen ☐

5 seven and nine, three and thirteen, fifteen and one, _____

A six and eleven ☐ B eight and eight ☐ C seventeen and two ☐**b Tick (✓) the correct word A, B, or C.**

Example: Is John from _____?

A English ☐ B England ☒ C English ☐

6 Is Gilberto _____?

A Brazilien ☐ B Brazil ☐ C Brazilian ☐

7 She's from _____.

A Spain ☐ B Spanish ☐ C Spaniard ☐

8 They aren't _____.

A from Japanese ☐ B Japanese ☐ C of Japan ☐

9 She is from _____.

A the Italy ☐ B Italian ☐ C Italy ☐

10 Jack is _____.

A America ☐ B American ☐ C the USA ☐**c Tick (✓) A, B, or C to complete the phrases.**

Example: A Bye!

B _____!

A Sorry ☐ B Hello ☐ C Goodbye ☒

11 A Hi Tom!

B _____ Sarah.

A Hello ☐ B Nice ☐ C Good ☐

12 A Where _____ Turkey are you from?

B Istanbul.

A from ☐ B of ☐ C in ☐

13 A You're in room six.

Name _____

Class _____

Mid-course test

B _____?

A Excuse ☐ B Sorry ☐ C How ☐

14 We're late! _____ up!

A Hello ☐ B Hurry ☐ C Sorry ☐

15 Are you _____ holiday?

A on ☐ B in ☐ C at ☐

16 Hello. Nice to _____ you.

A think ☐ B go ☐ C meet ☐

17 **A** I'm late. _____.

B It's OK.

A Sorry ☐ B Thanks ☐ C Good ☐

18 **A** Is it good?

B Yes, it is. It's _____.

A holiday ☐ B hotel ☐ C fantastic ☐

19 **A** Bye, Tony.

B Bye. _____ a nice day!

A Do ☐ B Have ☐ C Be ☐

20 **A** We're from England.

B We're English _____!

A from ☐ B and ☐ C too ☐

	20
--	----

total	40
-------	----

GRAMMAR**1 Complete the sentences. Use contractions.**Example: He 's Turkish.

- 1 Hi. I _____ Stephanie Webb.
- 2 They _____ in room 9.
- 3 We _____ in Paris.
- 4 Sue is from the USA. She _____ American.
- 5 **A** You _____ late!
B Sorry.

	5
--	---

2 Complete the dialogues. Use contractions where possible.Example: **A** Are you Italian?**B** Yes, I am.

- 1 **A** Where _____ they from?
B Portugal.
- 2 **A** Are you from England?
B No, I _____.
- 3 **A** What _____ your name?
B Harry.
- 4 **A** Are they from France?
B Yes, they _____.
- 5 **A** Is she Japanese?
B No, she _____.

	5
--	---

3 Underline the correct word(s).Example: Is he / **they** from Scotland?

- 1 Where **are you** / **you are** from?
- 2 **It is** / **Is it** a good book?
- 3 **What** / **What's** your name?
- 4 **A** Are you from China?
B No, we **not** / **aren't**.
- 5 **A** Is she Russian?
B Yes, **she is** / **she's**.

	5
--	---

4 Complete the nationalities.Example: Italy Italian

- 1 Spain Span_____
- 2 Brazil Brazil_____
- 3 China Chin_____

Name _____

- 4 Turkey Turk_____
- 5 Hungary Hungar_____
- 6 the USA Americ_____

	6
--	---

5 Write the words.

Example: a chair



1 a **b**_____



2 the **d**_____



3 a **p**_____ of paper



4 a **l**_____




5 a **c**_____



6 the **b**_____



7 a **d**_____



8 a **w**_____



	8
--	---

READING

1 Read the emails and tick (✓) A, B, or C.

www.friendsinternational.com Say hello to international friends!

From: Friends International

To: Katie

Subject: New penfriend!

Attachment: photo of Oscar

Hello Katie! This is your new penfriend in the photo. His first name is Oscar and his surname is Gil. This is his email: oscar@postit.co.mx. Have a nice day!

To: Oscar

From: Katie

Subject: Hello

Attachment: photo of Jack and Katie

Hi! My name's Katie Steel. I'm English and I'm 18. I'm from Manchester in England. And this is my boyfriend Jack Frost in the photo! He's 19. Where are you from, Oscar?

To: Katie

From: Oscar

Subject: Good evening

Hello Katie! Good evening from Spain. My name's Oscar Gil. I'm in Madrid in Spain, but I'm not Spanish. I'm Mexican. I'm from Puebla and I'm on holiday in Madrid. My friends in Spain are Ana and Fernando García. They're Spanish. They're from Valencia and they're 19. I'm not 19. I'm 20. Where are you? Are you in Manchester? Is Jack English?

To: Oscar

From: Katie

We aren't in Manchester. We're in London. We aren't on holiday!! And Jack isn't English. He's from the USA. It's late, Oscar. Nice to meet you! Thank you for the email. Bye!

To: Katie

From: Oscar

Subject:

Goodbye, Katie. Nice to meet you.

Example: Katie is...

A American ☐ B English ☒ C Spanish ☐

1 Katie is...

A eighteen ☐ B nineteen ☐ C twenty ☐

2 Jack is...

A eighteen ☐ B nineteen ☐ C twenty ☐

3 Oscar is from...

A Spain ☐ B England ☐ C Mexico ☐

4 Ana is from...

A Mexico ☐ B Spain ☐ C Brazil ☐

5 Fernando is...

A Mexican ☐ B American ☐ C Spanish ☐

6 Ana is...

A eighteen ☐ B nineteen ☐ C twenty ☐

7 Jack is in...

A Manchester ☐ B Madrid ☐ C London ☐

8 Katie isn't...

A English ☐ B on holiday ☐ C in London ☐

9 Jack is...

A American ☐ B English ☐ C Mexican ☐

2 Read the emails again and complete the ID cards.

First name: Oscar

Surname: Gil

Nationality: 1 _____

First name: Katie

Surname: 2 _____

Nationality: 3 _____

First name: Ana

Surname: García

Nationality: 4 _____

First name: 5 _____

Surname: 6 _____

Nationality: American

6

WRITING

1 Answer the questions about you with complete sentences.

Example: Are you from England?

No, I'm not.

1 What's your first name?

_____.

2 What's your surname?

_____.

3 Where are you from?

_____.

4 Are you American?

_____.

5 Are you on holiday?

_____.

5

2 Answer the questions about Tom with complete sentences.

First name: Tom

Surname: Johnson

Nationality: American

1 What's his first name?

_____.

2 What's his surname?

_____.

3 Where is he from?

_____.

4 Is he Russian?

_____.

5 Is he from the US?

_____.

5

GRAMMAR

1 Underline the correct word.

Example: It's a small bag / bags.

- 1 They're her **book's** / **books**.
- 2 It's **John** / **John's** coat.
- 3 It's **an** / **a** umbrella.
- 4 They're **Harry's** / **Harrys** pens.
- 5 They're **old** / **olds** cars.
- 6 Tony is my **father** / **father's** brother.
- 7 Where are my **photoes** / **photos**?
- 8 They're expensive **watch's** / **watches**.

	8
--	---

2 Complete the sentences with *my, your, his, her, its, our, or their*.

Example: A What's your name?

B My name? Oh, it's Georgia.

- 1 I'm Fiona and _____ sister's name is Claire.
- 2 We're brothers. _____ names are Ben and Roger.
- 3 A What's your brother's name?
B My brother? _____ name is William.
- 4 They're my children. _____ names are Josie and Holly.
- 5 Our hotel is fantastic. _____ name is The Ambassador.
- 6 He's English but _____ wife is from Poland.
- 7 A What are _____ names?
B His name's Dan and her name's Mary.

	7
--	---

Grammar total		15
---------------	--	----

VOCABULARY

3 Write the words.

Example: a mobile phone

- 1 a w_____



- 2 g_____



- 3 k_____



4 a c _____



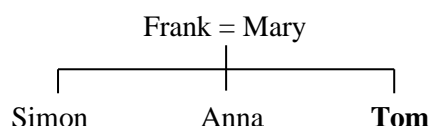
5 a b _____



	5
--	---

4 Look at the family tree and complete the description of Tom's family with the words in the box.

father mother son daughter brother husband wife children sister



Example: Frank is Tom's father.

- 1 Tom is Mary's _____.
- 2 Frank is Mary's _____.
- 3 Mary is Simon's _____.
- 4 Anna is Frank's _____.
- 5 Mary is Frank's _____.
- 6 Simon, Anna, and Tom are Mary's _____.
- 7 Anna is Simon's _____.
- 8 Tom is Anna's _____.

	8
--	---

5 Complete the sentences with opposite adjectives.

Example: It isn't big. It's small.

- 1 It isn't old. It's _____.
- 2 She isn't tall. She's _____.
- 3 It isn't expensive. It's _____.
- 4 They aren't black. They're _____.
- 5 It isn't fast. It's _____.
- 6 It isn't short. It's _____.
- 7 They aren't good. They're _____.

	7
--	---

READING

1 Read the text and match the names in the box to the descriptions.

<h3>My family</h3>

Hi! My name's Ian Haig and I'm from Glasgow in Scotland. I'm not English – I'm Scottish! I have a big family. My father's name is Gordon and he's 50. My mother is 45. Her name's Anna and she's very nice.

My mother's Scottish but her mother and father are Italian. They're from Milan. I have three sisters. Their names are Rosie, Jenny, and Valeria. Valeria is an Italian name. Rosie is 26. She's tall and beautiful, and she's married. Her husband's name is Tom and he's very tall. Jenny and Valeria are 24, but Jenny is tall with short hair and Valeria is short with long hair.

We have a big, new house and an old car. It's slow and cheap, and very small! But it's OK! My mother and father are very short!

Me? Well, I'm 21, I'm not tall, and I'm slim with short hair. I have a girlfriend but I'm not married. Her name is Lucy and she's very beautiful. She's tall with short, dark hair. She's English but she's nice!

~~Ian~~ Anna Lucy Tom Valeria Jenny
Gordon Rosie

Example: He's short, twenty-one, and Scottish. Ian

- 1 She's tall, beautiful, and English. _____
- 2 She's short and Scottish, but her mother's Italian. _____
- 3 She's tall, twenty-six, and married. _____
- 4 He's short, Scottish, and fifty. _____
- 5 She isn't tall and she isn't married. _____
- 6 He's tall and he's married. _____
- 7 She's twenty-four and tall. _____

7

2 Read the text again and complete the answers to the questions.

Example: A What is Ian's surname?

B It's Haig.

- 1 Where is Ian from?
He's from _____.
- 2 What is Ian's father's name?
It's _____.
- 3 How old is Ian's mother?
She's _____.
- 4 Where is Anna's mother from?
She's from _____.
- 5 What are Jenny's sisters' names?
Their names are _____.
- 6 What is Rosie's husband's name?
His name is _____.
- 7 Is their car fast and expensive?
No, it's _____.
- 8 Where is Ian's girlfriend from?

She's from _____.

	8
--	---

WRITING

1 Answer the questions about a man in your family.

What's his name and where is he from?

How old is he and is he married?

Is he tall or short, good-looking or not good-looking?

My brother's / father's / husband's / son's name is...

	5
--	---

2 Now answer the questions about a woman in your family.

What's her name and where is she from?

How old is she and is she married?

Is she tall or short, beautiful or not beautiful?

My sister's / mother's / wife's / daughter's name is...

	5
--	---

total		
-------	--	--